



UNIFORMITY
high-test tyre



V
A
S
7
4
1
0
5
3



WHEEL
DIAGNOSIS

iPos
INTELLIGENT
POSITIONING




The world's first diagnostic tyre changer



Uniformity is the first technology that allows match-mounting to be carried out directly on the tyre changer, transforming it into a real wheel diagnosis centre. Essential for the professional who wants to provide clients with a first-class service.

UNIFORMITY

high-test tyre



THE SAME
MATCH-MOUNTING,
HALF THE STEPS

All the basic steps to replace and check the tyre and the entire wheel **are performed with just ONE equipment.** The wheel balancing machine is only used for the final balancing phase.

	MOUNTING	DIAGNOSIS	MATCH MOUNTING	BALANCING
TRADITIONAL				
UNIFORMITY				
	MOUNTING DIAGNOSIS MATCH-MOUNTING	BALANCING		

A GUIDES

for the operator that is guided step-by-step through the tasks to be carried out

ANALYSES

During the usual mounting and demounting of the tyres, it analyses the geometry of the rim and the uniformity of the tyre (*radial and side rigidity, and any geometric deformation*) that may cause, above all, **vibrations while driving**

EASY

all the **operations**, even the most demanding ones, are **automated** to make them easier to carry out

ACCURATE

with Uniformity, the **diagnosis** and match-mounting operations are **intuitive and precise**

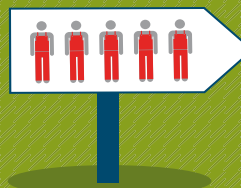
FAST

there are no intermediate steps, so the overall **job is quicker** and risk-free for the operator and the rims

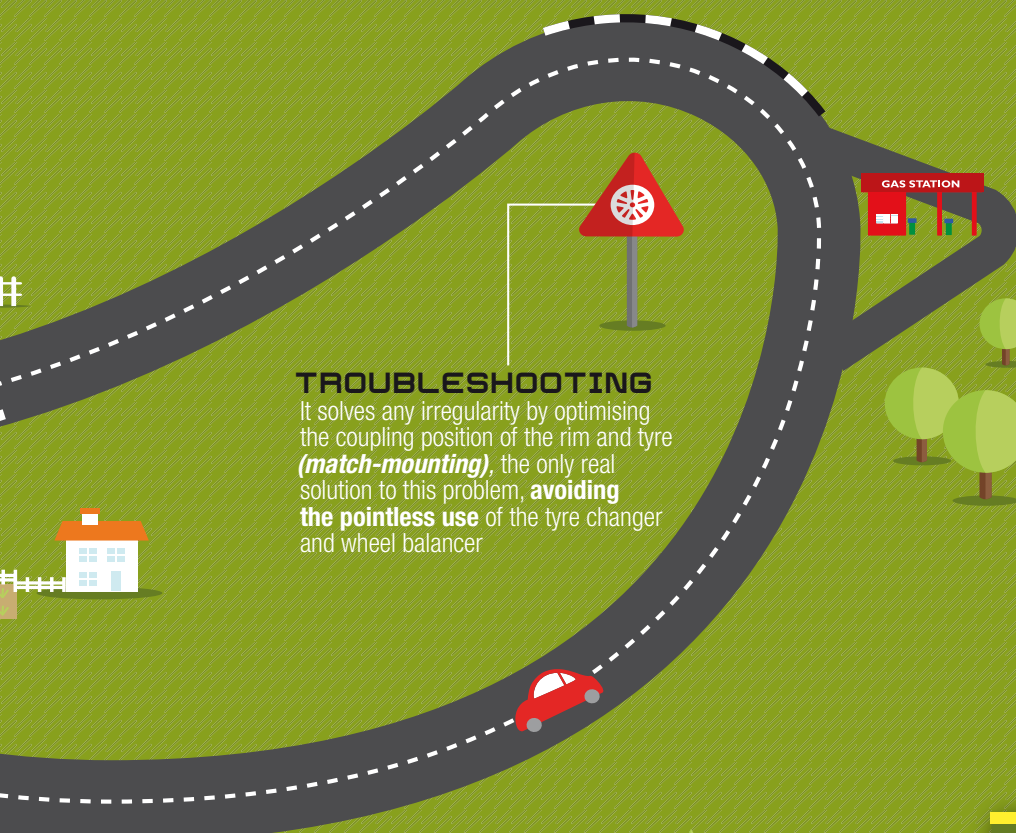
ADVANTAGEOUS

the overall effect of these features produces a **competitive advantage** in terms of cost, time and practicality

100% OF TYRE SPECIALISTS WHO HAVE TRIED OUT THE MATCH-MOUNTING CONFIRM HOW EFFECTIVE AND USER-FRIENDLY IT IS*



*Test carried out on a sample group of car repair shops. These data have no statistical value.



TROUBLESHOOTING

It solves any irregularity by optimising the coupling position of the rim and tyre (**match-mounting**), the only real solution to this problem, **avoiding the pointless use** of the tyre changer and wheel balancer

Success guaranteed



THE FIRST



EASY



FAST



PROFITABLE

automechanika
innovationaward

Automechanika Frankfurt 2016



INNOVATION AWARD 2016



EQUIP AUTO 2015



V
A
S
7
4
1
0
5
3

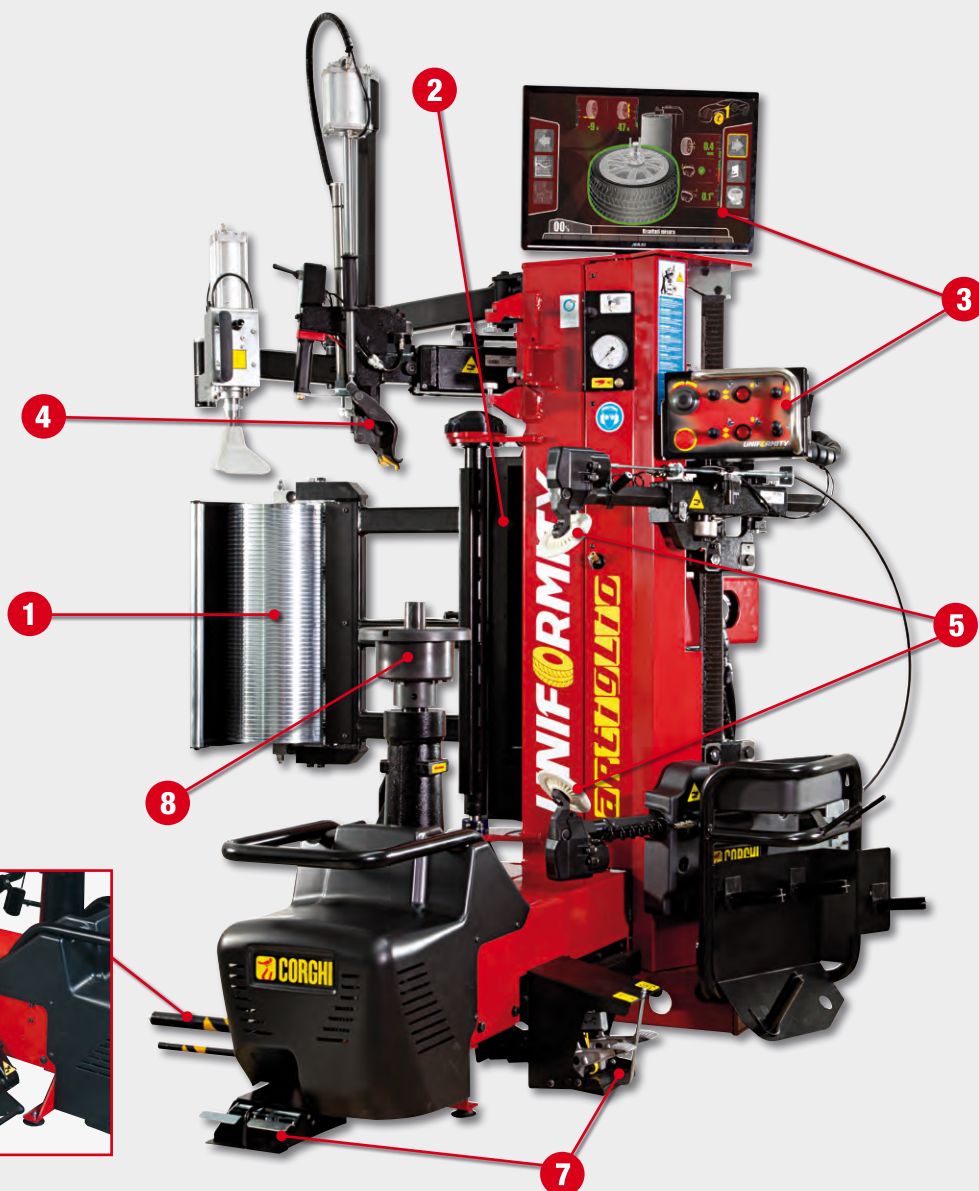


UNIFORMITY
high-test tyre



THE WORLD'S FIRST
DIAGNOSTIC TYRE CHANGER.
ANALYSIS OF WHEEL
ANOMALIES AND
STEP-BY-STEP
MATCH-MOUNTING.





WHEEL DIAGNOSIS

- 1 PRESSER ROLLER**
 - ✓ RESOLVES VIBRATION PROBLEMS
 - ✓ ADJUSTS AND IMPROVES THE TYRE BEAD INSERTION
 - ✓ MEASURES THE RADIAL AND LATERAL FORCE
- 2 LASER TRIANGULATOR**
 - ✓ CHECKS THE GEOMETRY OF THE RIM
 - ✓ CHECKS THE TYRE (INCLUDING TREAD CONSUMPTION)

- 3 NAVISYSTEM & MONITOR**
- 4 LEVA LA LEVA TECHNOLOGY**
- 5 DYNAMIC BEAD BREAKER**
- 6 WHEEL LIFTER**
- 7 MOTOR INVERTER**
- 8 WHEEL CLAMPING**

Automatic diagnostic tyre changer with “leva la leva” technology for car, SUV and commercial vehicle wheels up to 32”. Apart from the usual tyre demounting and mounting operations, it also carries out a complete **diagnosis** of the individual wheel and/or the entire wheel set of the vehicle, analysing the geometry with and without a load and **simulating on-road behaviour**. It suggests the best tyre-rim coupling (MATCH-MOUNTING) to **improve the driver’s comfort and safety**. And all this within a single, ergonomic work station.


1 PRESSER ROLLER

Presser roller with variable load, for measuring radial and lateral force variation. **A real road simulator.**



2 LASER TRIANGULATOR

High-resolution, contact-free **laser triangulator** for measuring the geometric deformation of the rim and tyre.

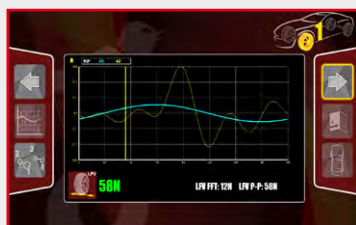


iPos: a special program for the optimum positioning of the four wheels on the vehicle.

A check on the tread wear, the side slip angle and the rolling radius ensures comfortable, safe driving.

WHEEL DIAGNOSIS

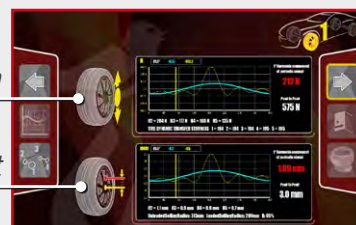
The analysis performed with the **PRESSER ROLLER** and **LASER TRIANGULATOR** gives **precise, immediate feedback** directly on the monitor.




LFV Lateral Force Variation

RFV Radial Force Variation


Wheel run-out



BEFORE



AFTER



Match-Mounting procedure (rim-tyre)



Tread wear

3 NAVISYSTEM & MONITOR

Multi-function command console fitted with **NAVISYSTEM** for high-speed, intuitive navigation in the various wheel diagnosis menus.



4 LEVA LA LEVA TECHNOLOGY

The demounting procedure uses the same working movements but, thanks to the patented **LEVA LA LEVA** technology incorporated in the head, no physical effort is required from the operator. The mounting procedure doesn't change - it's just as quick and practical as before.



Watch the video



Top bead demounting procedure

5 DYNAMIC BEAD-BREAKING DEVICE

Dynamic bead-breaking device with dual opposed bead-breaker discs. The radial positioning of the discs is made easier by an automatism that avoids the need for any manual positioning by the operator. Patented **CONTROLLED PENETRATION** Precision, speed and repeatability are guaranteed by the patented bead-breaking system and the perfect specularity of the two discs.



Watch the video

Quick second bead demounting procedure, thanks to the disc movement.

Quick procedure using a bead-breaker disc (particularly useful with stiff sides) to demount the lower bead.



6 LIFTER

UNIFORMITY
high-test tyre


Supplied as standard, for effortlessly positioning wheels of any type on the turntable.



7 INVERTER MOTOR

DRIVE WITH AN INVERTER MOTOR SYSTEM

The right rotation torque at the right speed (7-18 RPM).



*Lateral
pedal
unit*



*Wheel lifter
command
pedal*

8 WHEEL CLAMPING

Special high-precision centring and clamping kit for every type of wheel (patent pending).



TECHNICAL DATA

wheel size range	
rim diameter	from 12" to 32" Uniformity: from 14" to 32"
max. tyre diameter	1200 mm (47")
maximum tyre width	15" (from the wheel supporting base)
tyre types processed	conventional, low profile and Run Flat
turntable	
clamping	mechanical-manual
rotation torque	1100 Nm
rotation speed	7-18 rpm
bead-breaker	
maximum bead-breaking range	670 mm
bead-breaker stroke	540 mm
bead-breaker force	7600 N
wheel loading/unloading	
operation	pneumatic
max. wheel weight	85 kg
power supply	
electric 1Ph	230V - 0.98 kW 50 Hz / 60 Hz
electric 1Ph (alternative)	110V - 0.98 kW 50 Hz / 60 Hz
pneumatic operating pressure	8 bar (minimum)
weight	541 kg (with the wheel lifter)
dimensions	
depth	1765 mm
width	1569 mm
height	2057 mm

TECHNICAL FEATURES

- Diagnostic tyre changer with **LEVA LA LEVA** mounting/demounting technology
- Multicore industrial PC with solid-state HD
- Variable load presser roller with set deformation
- 3 load cells for structural tyre analysis
- High resolution laser triangulator on motorised guide
- High resolution actuator
- 22" monitor
- Special axial mounting turntable
- Pressure switch
- 2 high precision rotary encoder
- Multi-function console with integrated NaviSystem
- Modern, user-friendly graphic interface
- High precision centring and clamping kit for every type of wheel



Watch the short
video clip



Watch the
full demo




CORGHI S.p.A. a NEXION GROUP COMPANY
Strada Statale 468 n° 9 - 42015 CORREGGIO - R.E. - ITALY
Tel. ++39 0522 639.111 - Fax ++39 0522 639.150 - www.corghi.com - info@corghi.com

ACCESSORIES INCLUDED



RECOMMENDED ACCESSORIES



- A** 8-15100005
Kit of 5 stud bolts L=120mm for central pin flanges
- B** 8-15100006
Kit of 5 stud bolts L=80mm for front pin flanges
- C** 8-15100007
Kit of closed rims for front pin flanges

For more information, consult the complete accessories catalogue.

CORGHIspa

CORGHIspa

CORGHIspa

